
 NAMOPUNG

A pwan ekkesiwini Tetten 3 me 4 non Annukun Chuuk No. 5-99-08, ewe Annukun Operations, non an mei piin ekkesiwin me ren Annukun Chuuk No. 5-99-17, Annukun Chuuk No. 5-99-21, me pwan Annukun Chuuk No. 5-00-23, ren an epwe siwini nounoun ekkoch monien non ekkewe kinikin, me pwan ren ekkoch popun.

EPWE PWUNG ME REN EWE ANEEPWUNGUN CHUUK:

1 Tetten 1. Ekkesiwin. Tetten 3 me non ewe Annukun Chuuk No. 5-99-08, non an
 2 a piin ekkesiwin me ren Annukun Chuuk No. 5-99-17, Annukun Chuuk No. 5-99-21 me
 3 Annukun Chuuk No. 5-00-23, iei a pwan ekkesiwin ren an epwene iei usun kapasan:

4 "Tetten 3. Kaworen Monien ewe Executive Branch. Iei a kawor ukukun
 5 \$12,440,463, ika fite ukukun mi namot an epwe naaf, seni ewe Monienapen Mwun Chuuk
 6 ren ewe aukukun fansoun nounoun moni epwe muchuno September 30, 2000, ren fan
 7 asengesin an epwe awora monien ewe Executive Branch non Mwun Chuuk. Ewe Kepina
 8 epwe wisen allottee won ekkei moni. Ekkei moni epwe annou non ekkei tettenin::

9	<u>DEPARTMENT</u>	<u>CURRENT</u>	<u>LOCAL</u>	<u>REIMB.</u>	<u>TOTAL</u>
10	A. HEALTH SERVICES				
11	1. Personnel	1,700,000	173,200	72,900	1,946,100
12	2. Travel	7,000	10,000	-0-	17,000
13	3. All Others:				
14	i. Contr. Serv.	10,000	-0-	-0-	10,000
15	ii. OCE	195,500	160,000	54,000	409,500
16	iii. Fixed Asst.	-0-	-0-	4,000	4,000
17	Sub Total	1,912,500	343,200	130,900	2,386,600
18	B. EDUCATION				
19	1. Personnel	3,979,043	848,180	-0-	4,827,223
20	2. Travel	-0-	4,000	-0-	4,000
21	3. All Others:				
22	i. Contr. Serv.	2,500	-0-	-0-	2,500
23	ii. OCE	56,000	110,000	-0-	166,000

1	iii Fixed Assets	-0-	-0-	-0-	-0-
2	Sub Total	4,037,543	962,180	-0-	4,999,723
3	C. PUBLIC AFFAIRS				
4	1. Personnel	135,100	19,600	-0-	154,700
5	2. Travel	7,000	-0-	-0-	7,000
6	3. All Others:				
7	i. Contr. Serv.	1,000	-0-	-0-	1,000
8	ii. OCE	7,500	-0-	-0-	7,500
9	iii. Fixed Assets	-0-	-0-	-0-	-0-
10	Sub Total	150,600	19,600	-0-	170,200
11	D. COMMERCE AND INDUSTRY				
12	1. Personnel	199,200	-0-	-0-	199,200
13	2. Travel	6,700	4,800	-0-	11,500
14	3. All Others				
15	i. Contr. Serv.	26,000	-0-	-0-	26,000
16	ii. OCE	-0-	29,000	-0-	29,000
17	iii. Fixed Assets	-0-	9,000	-0-	9,000
18	Sub Total	231,900	42,800	-0-	274,700
19	E. MARINE RESOURCES				
20	1. Personnel	273,500	4,222	39,400	317,122
21	2. Travel	-0-	1,000	4,000	5,000
22	3. All Others:				
23	i. Contr. Serv.	-0-	-0-	-0-	-0-
24	ii. OCE	10,000	16,392	3,500	29,892
25	iii. Fixed Assets	-0-	2,000	-0-	2,000
26	Sub Total	283,500	23,614	46,900	354,014
27	F. AGRICULTURE				
28	1. Personnel	173,200	41,700	25,300	240,200
29	2. Travel	5,800	-0-	-0-	5,800
30	3. All Others:				
31	i. Contr. Serv.	-0-	15,000	-0-	15,000

1	ii. OCE	9,000	3,500	500	13,000
2	iii. Fixed Assets	-0-	-0-	5,500	5,500
3	Sub Total	188,000	60,200	31,300	279,500
4	G. TREASURY				
5	1. Personnel	328,200	64,200	-0-	392,400
6	2. Travel	5,050	13,800	-0-	18,850
7	3. All Others:				
8	i. Contr. Serv.	33,000	18,000	-0-	51,000
9	ii. OCE	14,000	8,500	-0-	22,500
10	iii. Fixed Assets	-0-	4,000	-0-	4,000
11	Sub Total	380,250	108,500	-0-	488,750
12	H. PUBLIC SAFETY				
13	1. Personnel	546,000	215,335	-0-	761,335
14	2. Travel	-0-	3,000	-0-	3,000
15	3. All Others:				
16	i. Contr. Serv.	138,160	1,840	-0-	140,000
17	ii. OCE	23,000	39,800	-0-	62,800
18	iii. Fixed Assets	-0-	5,000	-0-	5,000
19	Sub Total	707,160	264,640	-0-	971,800
20	I. PUBLIC WORKS				
21	1. Personnel	223,600	27,734	57,400	308,734
22	2. Travel	3,000	-0-	-0-	3,000
23	3. All Others:				
24	i. Contr. Serv.	-0-	10,000	5,000	15,000
25	ii. OCE	-0-	-0-	7,500	7,500
26	iii. Fixed Assets	-0-	2,000	-0-	2,000
27	Sub Total	226,600	39,734	69,900	336,234
28	J. TRANSPORTATION				
29	1. Personnel	211,900	161,006	209,394	582,300
30	2. Travel	5,000	-0-	5,200	10,200
31	3. All Others:				

1	i. Contr. Serv.	51,050	15,000	35,000	101,050
2	ii. OCE	70,000	45,000	75,000	190,000
3	iii. Fixed Assets	-0-	20,000	1,500	21,500
4	Sub Total	337,950	241,006	326,094	905,050
5	K. PLANNING & STATISTICS				
6	1. Personnel	130,000	-0-	-0-	130,000
7	2. Travel	4,500	-0-	-0-	4,500
8	3. All Others:				
9	i. Contr. Serv.	6,000	-0-	-0-	6,000
10	ii. OCE	10,000	-0-	-0-	10,000
11	iii. Fixed Assets	-0-	-0-	-0-	-0-
12	Sub Total	150,500	-0-	-0-	150,500
13	L. GOVERNOR'S OFFICE				
14	1. Personnel	289,000	-0-	-0-	289,000
15	2. Travel	50,000	75,000	-0-	125,000
16	3. All Others:				
17	i. Contr. Serv.	55,000	20,000	-0-	75,000
18	ii. OCE	25,000	120,000	-0-	145,000
19	iii. Fixed Assets	12,000	15,000	-0-	27,000
20	Sub Total	431,000	230,000	-0-	661,000
21	M. BUDGET OFFICE				
22	1. Personnel	95,800	3,000	-0-	98,800
23	2. Travel	5,000	5,000	-0-	10,000
24	3. All Others:				
25	i. Contr. Serv.	2,000	-0-	-0-	2,000
26	ii. OCE	4,000	4,000	-0-	8,000
27	iii. Fixed Assets	2,000	-0-	-0-	2,000
28	Sub Total	108,800	12,000	-0-	120,800
29	N. PERSONNEL OFFICE				
30	1. Personnel	79,300	1,030	-0-	80,330
31	2. Travel	3,000	-0-	-0-	3,000


1	3. All Others:				
2	i. Contr. Serv.	-0-	20,927	-0-	20,927
3	ii. OCE	2,000	-0-	-0-	2,000
4	iii. Fixed Assets	-0-	-0-	-0-	-0-
5	Sub Total	84,300	21,957	-0-	106,257
6	O. ATTORNEY GENERAL				
7	1. Personnel	133,500	-0-	-0-	133,500
8	2. Travel	10,000	5,000	-0-	15,000
9	3. All Others:				
10	i. Contr. Serv.	-0-	75,000	-0-	75,000
11	ii. OCE	3,500	6,000	-0-	9,500
12	iii. Fixed Assets	2,000	-0-	-0-	2,000
13	Sub Total	149,000	86,000	-0-	235,000
14	Total Executive	9,379,603	2,455,766	605,094	12,440,463"

15 Tetten 2. Ekkesiwin. Tetten 4 me non Annukun Chuuk No. 5-99-08, non an a
 16 piin ekkesiwin meren Annukun Chuuk No. 5-99-17, Annukun Chuuk No. 5-99-21 me
 17 Annukun Chuuk No. 5-00-23 iei a sopouloso an ekkesiwin an epwe iei usun ititin:

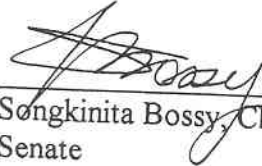
18 "Tetten 4. Kaworen Monien ewe Legislative Branch. Iei a kawor ukukun
 19 \$3,766,369, ika fite ukukun mi namot ren an epwe naaf, seni ewe Monienapen ewe Mwun
 20 Chuuk ren ewe fansoun epwe muchuno September 30, 2000, fan asengesin an epwe awora
 21 monien ammwokutun ewe Legislaive Branch non ewe Mwun Chuuk. Ewe President me
 22 ewe Speaker repwe allottees won ekkei moni. Ekkei moni epwe annou non ekkei tettenin:

23	LEGISLATIVE	CURRENT	LOCAL	REIMB.	TOTAL
24	1. Personnel	1,412,800	24,569	-0-	1,437,369
25	2. Travel	175,959	378,041	-0-	554,000
26	3. All Others:				
27	i. Contr. Serv.	206,000	12,000	-0-	218,000
28	ii. OCE	712,000	771,000	-0-	1,483,000
29	iii. Fixed Assets	74,000	-0-	-0-	74,000
30	Sub Total	2,580,759	1,185,610	-0-	3,766,369"

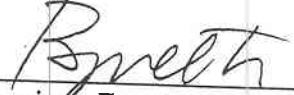
- 1 Tetten 3. Poputan Pochokunan. Ei namopwung epwe poputa pochokunan
- 2 fansoun an a kapwunguno meren ewe Kepina, ika fansoun an pwisin winiti annuk won
- 3 winikapan.

Sain seni: 
Detor Santos, President
Senate
Aneepwungun Chuuk


Annetata:


Songkinita Bossy, Chief Clerk
Senate
Aneepwungun Chuuk


Pwinin maram: 7/20/00

Sain seni: 
Bonciano Fasy Nethon, Speaker
Utten Representatives
Aneepwungun Chuuk

Annetata:


Herter Sorim, Chief Clerk
Utten Representatives
Aneepwungun Chuuk

Pwinin maram: 7/20/00

Kapunguno seni: 
Ansito Walter, Kepina
Muun Chuuk

Pwinin maram: July 21, 2000

Uruo : S.B.No: 5-70;SD2;HD2;CD1
: S.S.C.R.No: 5-2R-09
: H.S.C.R.No: None
: J.C.C.R.No: 5-2R-02
A Ketiw : July 19, 2000